

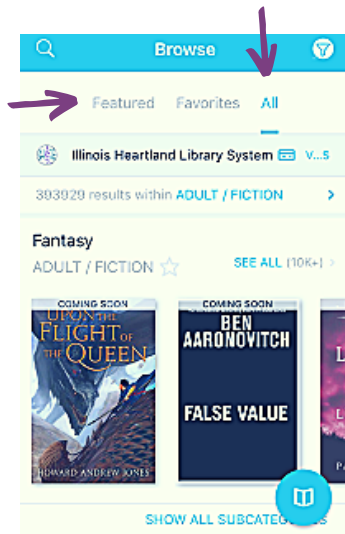
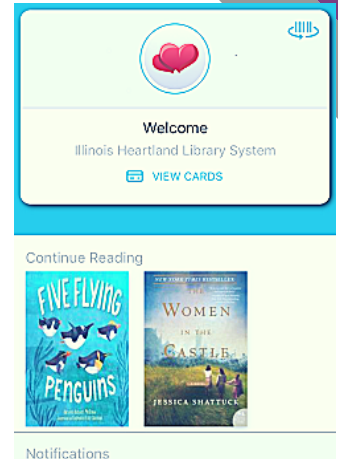


Cloud Library Feature Overview

The Cloud Library app has a new look! On the home screen, you'll find your virtual library card, borrowed items, and library messages. You can access all areas of the app via the menu bar at the bottom of the screen.



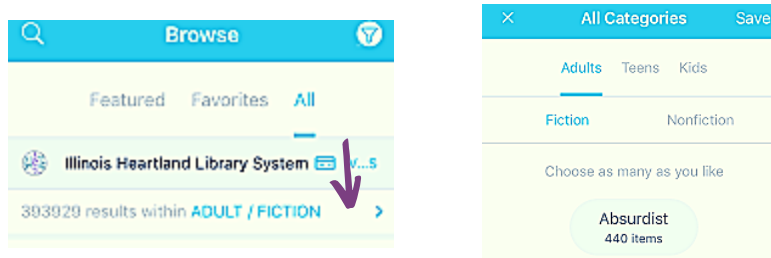
Tap on **My Books** to view your borrowed or held items as well as titles you've saved for later.



The **Browse** area lets you explore the entire collection much like you would at the library.

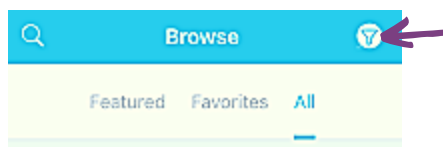
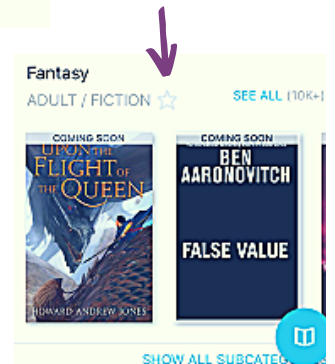
Under **Featured**, you'll find new additions to the collection, suggested reads, and seasonal lists. These shelves change frequently.

Browse through the entire collection via subject heading by tapping on **All**. You can narrow down the subject headings by tapping on the arrow at the top.



You can also add subject headings to your **Favorites**, by tapping on the star next to those you like.

Only see the content you want by using Cloud Library **Filters**. You can even suggest items for your library to buy.



Reading features such as font size, night mode, searching, and page numbers can be found by opening an eBook and tapping in the center of any page.



SHARE
SHARING HEARTLAND'S AVAILABLE
RESOURCES EQUALLY